

~ A BIBLICAL WORLD VIEW APPROACH ~

JOURNAL of REDEMPTION

for

The Grand Story

Volume 1 • Book 1

History of the World
for the Christian Family

David and Shirley Quine

The Journal of Redemption

The Student Book associated with

The Grand Story

Volume 1 Book 1

Copyright © 2013 David and Shirley Quine

Do not copy, reproduce, or transmit
this document in any form.

Published by

The Cornerstone Curriculum Project

*“Scripture taken from the NEW AMERICAN STANDARD Bible®, Copyright © 1960,1962,1963,1968,1971,1972,1973,1975,1977,1995 by
The Lockman Foundation.*

*“Scripture quotations taken from the Amplified® Bible,
Copyright © 1954, 1958, 1962, 1964, 1965, 1987 by The Lockman Foundation*

*Internet sites referred to in The Grand Story
are not owned or operated by The Cornerstone Curriculum Project
and are subject to change without notice.*

Dedicated to Parents

*who desire to preserve and present the
Grand Story of Redemption revealed by God
to their children who will then teach their children.*

The Cornerstone Curriculum Project
2006 Flat Creek Place
Richardson, Texas 75080
972-235-5149
www.CornerstoneCurriculum.com

~ A BIBLICAL WORLD VIEW APPROACH ~

JOURNAL of REDEMPTION

is my record of God's interaction in the
history of the world.

I pray that the eyes of my heart may be
enlightened, so that I will know what is the
hope of His calling, what are the riches of
the glory of His inheritance in the saints,
and what is the surpassing greatness of
His power toward us who believe.

TABLE OF CONTENTS

Where Should We Begin?	6
Copy Work: One Solitary Life.	7
The Climax	8
Luke 24	9
The Road to Emmaus	10-11
The Heart of the Matter	12
Israel at the Crossroads of the world (map).....	13-14
The Picture Smart Bible	15
Copywork.....	16
Visual Thesaurus.....	17
Copywork.....	18
Copywork.....	19
Copywork.....	20
Diagraming Bible Passages.....	21
What is in the Bible	22 -23
The Old Testament Story.....	24-25
The New Testament Story	26
Cracking the Code.....	27
Putting the Bible Together Old Testament	28
Putting the Bible Together New Testament.....	29
The Earliest Translation (map)	30
The Explosions of Translation (map)	31
To the Ends of the Earth (map)	32
What the Bible Means to Me.....	33
The Grand Story of History	34-35
Time-Line of the Life of Moses.....	36-37
An Empire Shaping the Heart of Moses	38
The Egyptian Belief About How the World Began	39
Gods and Goddesses of Ancient Egypt	40-49

A Time Detective.....	50-51
Visual Diagram of “The Word of God”.....	52-53
Copy Work.....	54-55
But He Refused.....	56
Moses in Midian (map).....	57
Copy Work.....	58-63
God’s Name	64-67
Highlighting and Copy Work	68-69
18th Dynasty Influence	70
Finding the Purpose of God in the Exodus.....	71
Complete these Phrases	72
Passover Seder Meal	73
Map of the Exodus from Egypt	74
Teaching, Reproving, Correcting, and Training	75
The Song of Redemption.....	76-77
Three Lessons Learned	78
Book of Moses	79
My Family Tree	80
The Action of God	81
Highlighting.....	82-83
Renewing Their Minds	84
Map of Canaan	85
Time Sequence of Difficulties.....	86
A Picture Album from God.....	87
Story Boarding Exodus.....	88-99

Appendix A.....101

Boy of the Pyramid.....	102-121
The Golden Goblet.....	122-138

Appendix B.....139

Copywork Paper.....	140-144
---------------------	---------

COPY WORK

As you do "copy work"

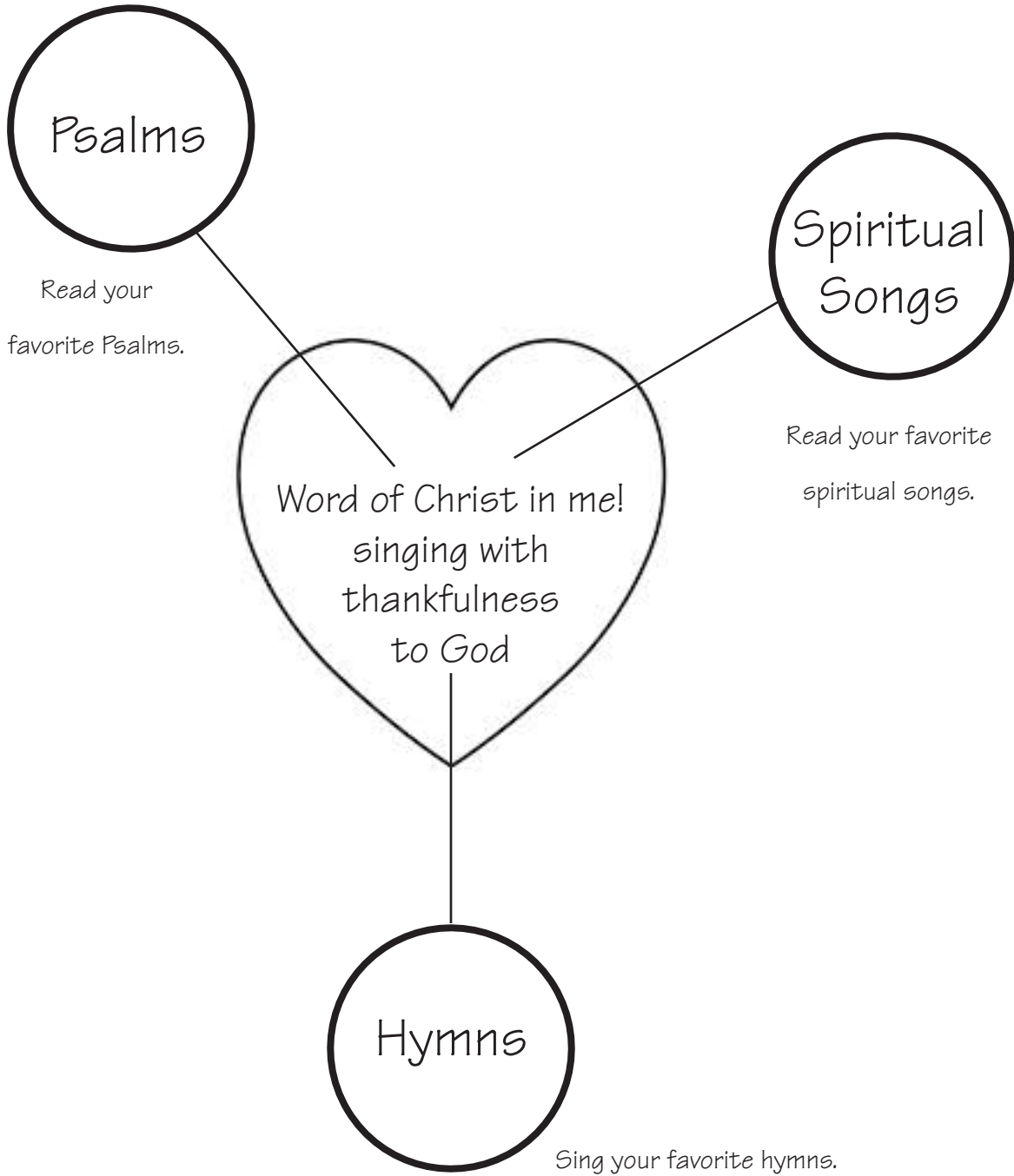
be sure to think about what you are writing.

*Let the word of Christ richly dwell within you,
with all wisdom teaching and admonishing one
another with psalms and hymns and spiritual songs,
singing with thankfulness in your hearts to God.*

Colossians 3:16

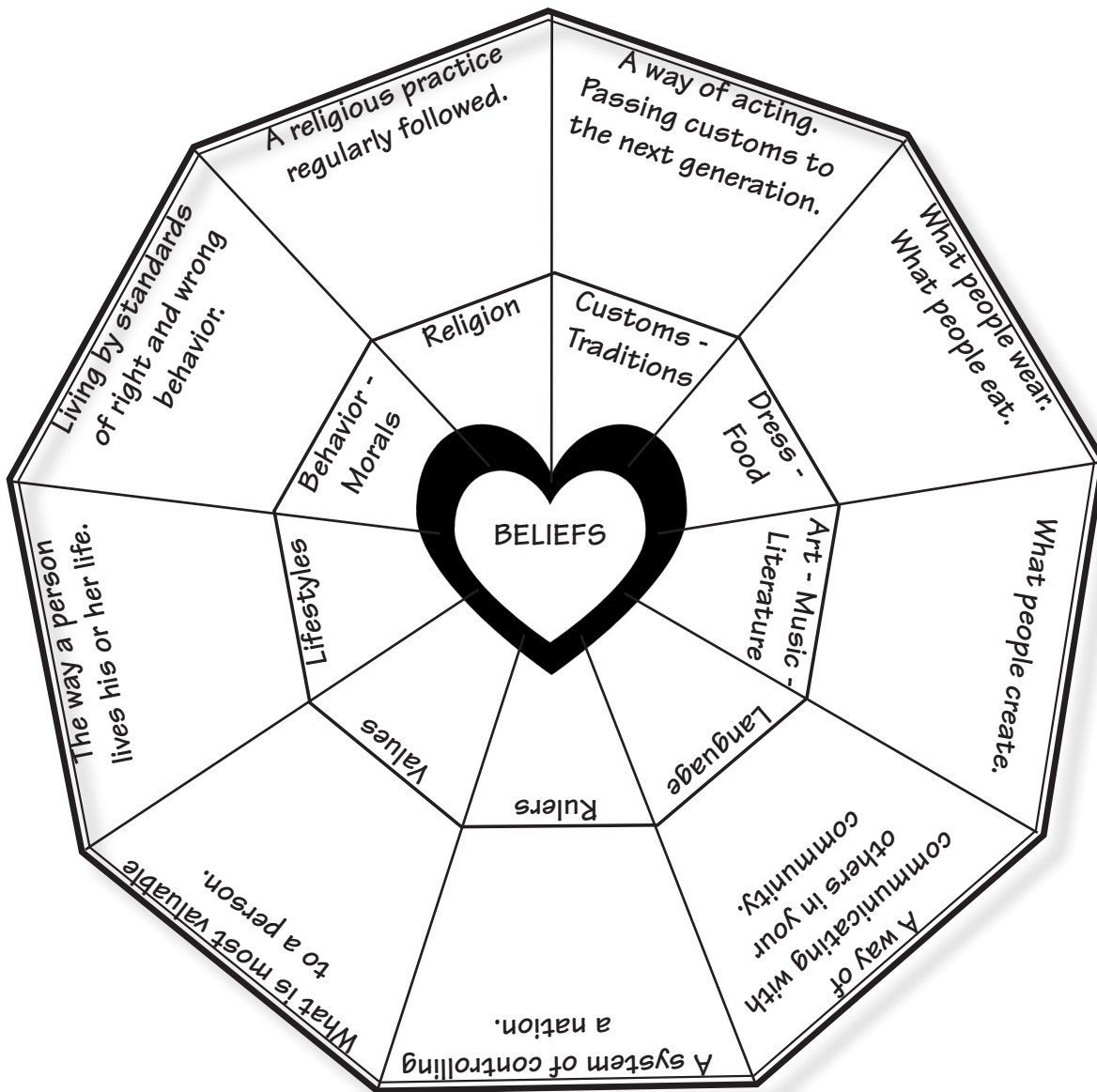
Handwriting practice lines consisting of multiple sets of three horizontal lines (top, middle dashed, bottom) for copying the text above.

DIAGRAMING COLOSSIANS 3:16



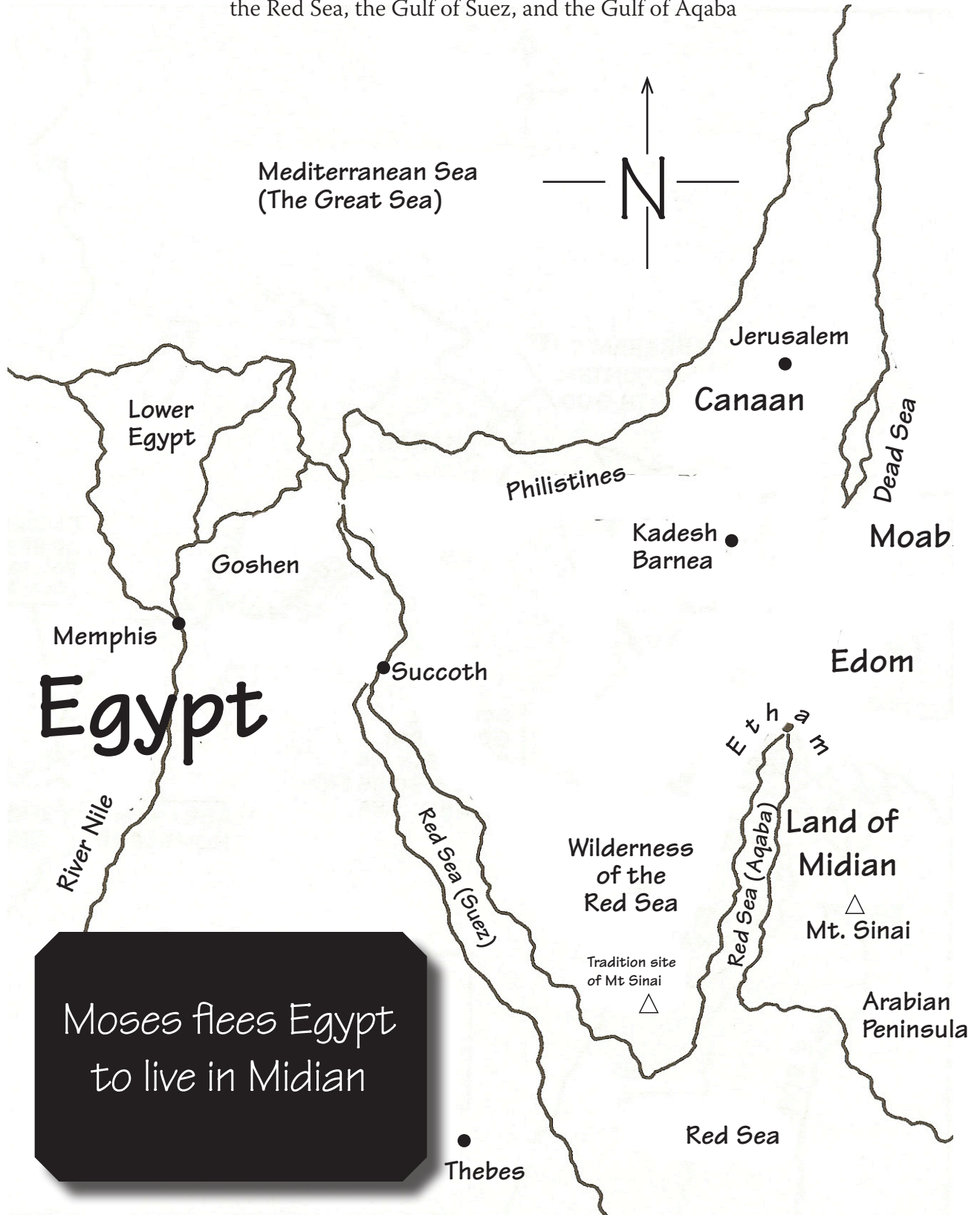
AN EMPIRE SHAPING THE HEART OF MOSES

At the very center or heart of a culture is a set of beliefs held to be true by the people of the culture. This is known as the world view of the culture. Their world view tells us something of what they believe about God, what they believe about mankind, and what they believe about the world in which they live. REFER to page 12 in your **Journal of Redemption**.



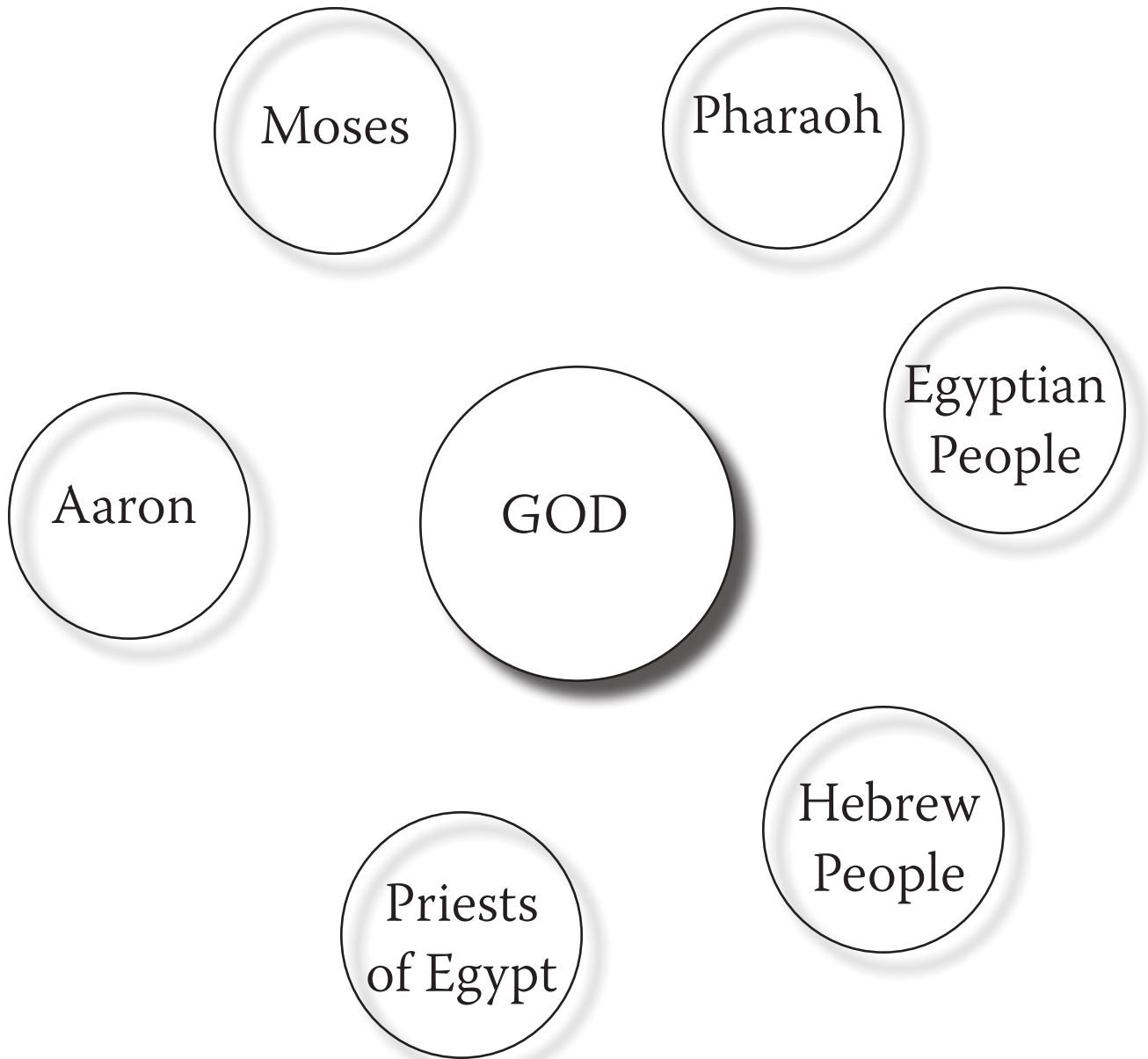
MOSES IN MIDIAN

color the waters of the Mediterranean Sea
the Red Sea, the Gulf of Suez, and the Gulf of Aqaba



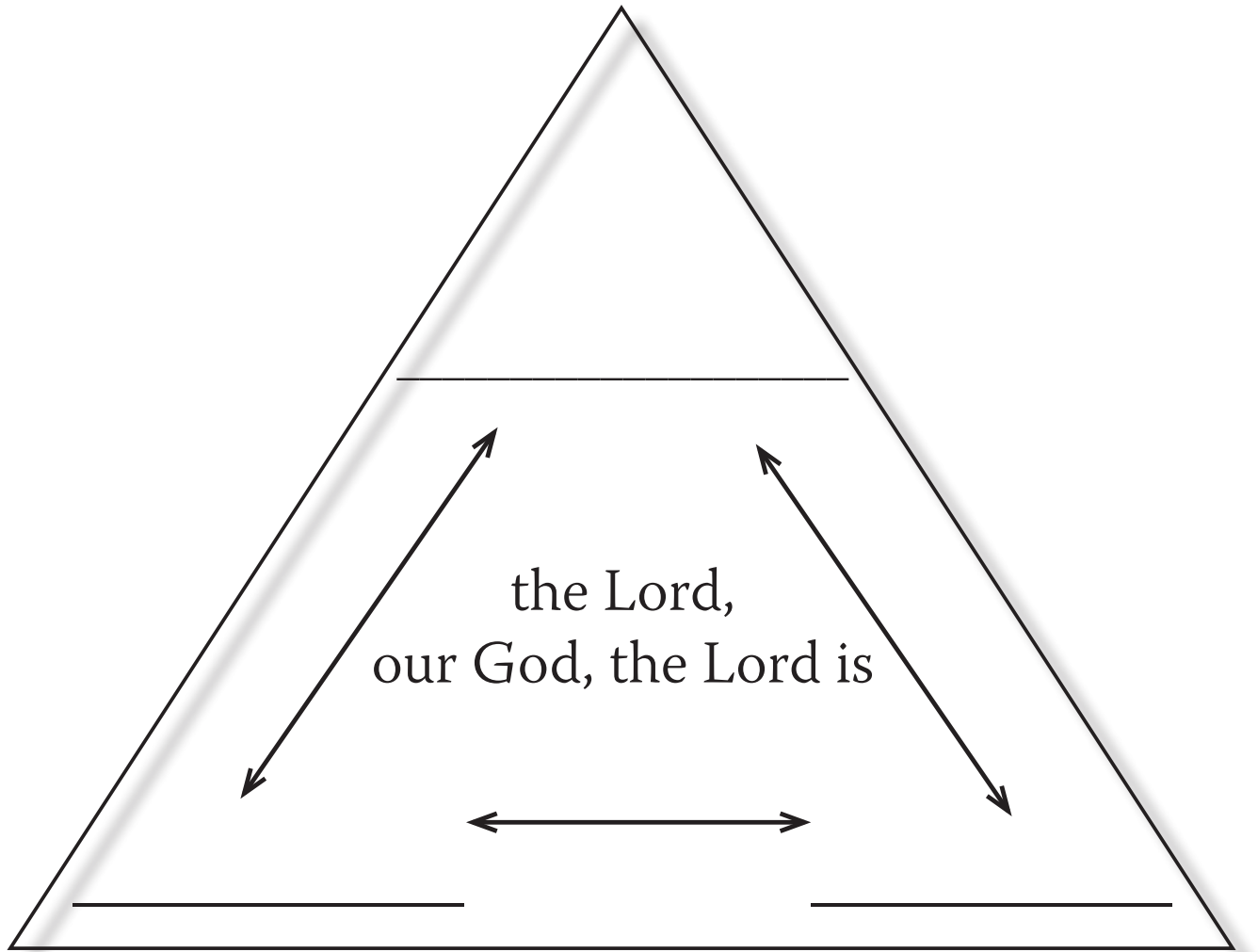
TEACHING, REPROVING, CORRECTING AND TRAINING

How are these people (groups of People) responding to the teaching of God? Would you say they are moving closer to God or further from God? Draw a line with an arrow showing which direction they are moving -- toward God or away from God.



THREE LESSONS LEARNED

What Israel experienced through the Exodus is without equal in history --
God had never done anything like it before.




STORY BOARDING EXODUS

Let's create a story board explaining in pictures the major events of this time in history. Use beautiful colored pencils or water colors to illustrate these events.

SCENE 1

Then Pharaoh gave this order to all his people: "Throw every newborn Hebrew boy into the Nile River. But you may let the girls live" ... Now a man from the house of Levi went and married a daughter of Levi. The woman conceived and bore a son; and when she saw that he was beautiful, she hid him for three months. But when she could hide him no longer, she got him a wicker basket and ... she put the child into it and set it among the reeds by the bank of the Nile. His sister stood at a distance to find out what would happen to him.

The daughter of Pharaoh came down to bathe at the Nile, with her maidens walking alongside the Nile; and she saw the basket among the reeds and sent her maid, and she brought it to her... and she named him Moses, and said, "Because I drew him out of the water."



SCENE 2

Many years later, when Moses had grown up, he went out to visit his own people, the Hebrews, and he saw how hard they were forced to work. During his visit, he saw an Egyptian beating one of his fellow Hebrews. After looking in all directions to make sure no one was watching, Moses killed the Egyptian and hid the body in the sand.



Appendix A

Living Literature

The best, the most inspiring and well told books.

A unified approach providing the best teachers -- great authors.

Living Literature provide a basis for ...

A Love of literature • Great ideas • Sentence Structure • Vocabulary

Narration

Mentally organizing and verbally expressing ones thoughts.

“As you develop and attain the power of narrating from living books you will tell your version of the story using attractive vocabulary as it appeals to you. You will not merely parrot information. You absorb into yourself the beautiful thought from the book, making it your own and then give it forth again with just that little touch that comes from your own mind.”

(adapted from Karen Andreola)

Copywork

Studying and copying the written language of master authors.

Copywork provide a basis for ...

Spelling • Capitalization • Punctuation • Sentence Structure • Memorization

Say the words aloud as you are doing your copywork.

Composition

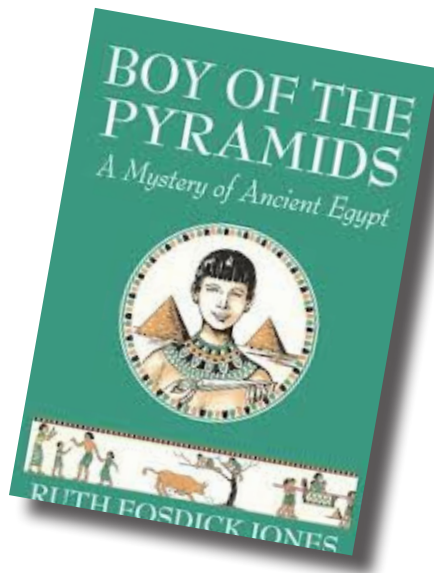
Narration coupled with copywork forms the basis of future composition.

NOTE:

Never let copywork take precedent over the enjoyment of the story or narration!


LITERATURE

Although *The Grand Story* is a true history of the world, we will use historical fiction to help us get a sense of what it might have been like to have lived in Ancient Egypt many many years ago. We will be reading two books: *Boy of the Pyramids* and *The Golden Goblet*. Copywork and a grammar for these books may be found in Appendix A of the *Journal of Redemption*.



Boy of the Pyramids

This gentle mystery teaches so much about Ancient Egyptian culture.



The Golden Goblet

This story is about a boy living in Ancient Egypt around 1400 BC.

As a young person I didn't read many books. Though now as an adult I wish I had. I wasn't introduced to books like these. Because I didn't have anyone else to enjoy the story with me as I was reading, it wasn't as much fun as it could have been.

READING ALOUD FOLLOWED BY NARRATION

I really hope your parents will read the books aloud with you. As an adult I have found the joy of reading together. This can be done during the day or perhaps the evening would be even better. And instead of writing reports about books like I had to do in school I hope you will simply talk together about the people, their struggles, their hopes and dreams and their beliefs as the story unfolds. Listen for *when this happened then this happened...* or comments like *first and second*. Listen for all the little pieces of the story and then try to fit them together in your mind like you would a jig-saw puzzle.

“As you develop and attain the power of narrating from living books you will tell your version of the story using attractive vocabulary as it appeals to you. You will not merely parrot information. You absorb into yourself the beautiful thought from the book, making it your own and then give it forth again with just that little touch that comes from your own mind.”

(adapted from Karen Andreola)

Boy of the Pyramids and ***The Golden Goblet*** will take us right into Ancient Egypt in our imagination. These books tell a story about what growing up in Ancient Egypt might have been like. As you listen keep your mind alert. Listen to find out what the people in the story believe about God and what they believe about the world they are living in. Listen for how they decide between right and wrong. Listen and always be ready to tell back the story with great detail and excitement.

Books like these have been called “living books” because they are so real and full of adventure. These books will help us understand the “Heart of Ancient Egypt.”

I hope you will start one book today or this evening. Read some everyday as you continue your study through ***The Grand Story***. Remember, we are wanting to find out as much as we can about what life would have been like in Ancient Egypt!

LESSON 1 COPYWORK

The sun, rising over the desert cliffs, shone across the green valley of Egypt and the broad River Nile right into Kaffe's eyes. It woke him up, and Kaffe didn't like to be waked that way. He scowled. Then he sat up in bed with his eyes still shut tight. "Num!" he called. "Num!"

(from *Boy of the Pyramids*)

Handwriting practice lines consisting of multiple sets of three horizontal lines (top, middle dashed, bottom) for copying the text above.

WORD PATTERNS

Look at each pair of letters from the copywork sample.

I and *i*

R and *r*

N and *n*

K and *k*

N and *n*

E and *e*

There are a few questions I have about these letters.

WHAT?

WHEN?

WHY?

HOW?

Rules of Capitalization

RULE 1: Capitalize the first word of a sentence.



Now you have a list of words which were capitalized in the story. Do any of the words describe similar types of things? Tell me what you have found?

The circles below are places for you to group your list of words. Each circle represents a capitalization rule. I have started some of them for you.

In your list circle the words Kaffe and Num. What are these words? Are there other words that tell the name of a person? Circle those words. These four words are the names of people. The first letter is capitalized. Add Socharis and Nasha to the same circle.

Capitalize the first word of every sentence.

Egyptian

Kaffe Num

Tell the rule of each circle.

Father

Fourteen Copper Rings

A Few Simple Rules of Capitalization

RULE 1: Capitalize the first word of every sentence.

Examples: Any word.

RULE 2: Capitalize the name of a person.

Examples: Kaffe
Nasha

RULE 3: Capitalize the name of a place.

Examples: Egypt
River Nile

RULE 4: Capitalize the title of a person.

Examples: Mother
Father

RULE 5: Capitalize the title of chapters to a book.

Examples: The Slave Market